

# ***USB Data Card Programmer***

user's  
manual  
and  
installation  
guide



© 2000 GARMIN Corporation

GARMIN International, Inc.  
1200 E 151<sup>st</sup> Street, Olathe, Kansas 66062 U.S.A.  
Tel. 913/397.8200 or 800/800.1020  
Fax. 913/397.8282

GARMIN (Europe) Ltd.  
Unit 5, The Quadrangle, Abbey Park Industrial Estate, Romsey, SO51 9AQ U.K.  
Tel. 44/1794.519944  
Fax. 44/1794.519222

GARMIN (Asia) Corp.  
No. 68, Jangshu 2<sup>nd</sup> Road, Shijr, Taipei County, Taiwan  
Tel. 886/2.2642.9199  
Fax. 886/2.2642.9099

All rights reserved. Except as expressly provided herein, no part of this manual may be reproduced, copied, transmitted, disseminated, downloaded or stored in any storage medium, for any purpose without prior written consent of GARMIN Corporation. GARMIN Corporation hereby grants permission to download a single copy of this manual onto a hard drive or other electronic storage medium to be viewed for personal use, provided that such electronic or printed copy of this manual contains the complete text of this copyright notice and provided further that any unauthorized commercial distribution of this manual is strictly prohibited.

Information in this manual is subject to change without notice. GARMIN Corporation reserves the right to change or improve its products and to make changes in the content without obligation to notify any person or organization of such changes. Visit the GARMIN website for downloadable upgrades to the operating software and the Owner's Manual. The website also contains information concerning the use and operation of other GARMIN products.

Website address: [www.garmin.com](http://www.garmin.com)

GARMIN® is a registered trademark, MapSource™ is a trademark of GARMIN Corporation and may not be used without the express permission of GARMIN Corporation.

Thank you for choosing the GARMIN USB Data Card Programmer. To get successful results from your new programmer, take time to read through this user's manual in order to fully understand all of the operating procedures.

This manual is organized into three sections:

The **Introduction** section provides licensing agreement information and a description of the programmer.

The **Installation** section introduces you to basic features and procedures for programmer setup.

The **Trouble Shooting** section contains information for finding solutions to installation and operating problems.

### **Standard Package Contents**

- USB Data Card Programmer
- CD-ROM with USB Device Drivers for Windows 98 and 2000, and GARMIN MapSource™ Upgrade Software including USB Support.
- User's Manual
- MapSource User's Manual Addendum for the USB Data Card Programmer

## About This Manual

### **Minimum System Requirements**

IBM-Compatible PC with Pentium processor, 16 Megabytes RAM, CD-ROM drive, Mouse or other pointing device, 256-color display adapter (24-bit color recommended) and monitor with 640 x 480 resolution or higher, and up to 20 Megabytes free hard drive space. A 32 bit operating system such as Windows 98 or Windows 2000. Universal Serial Bus port (USB). The USB Data Card Programmer is not designed to operate with Windows 95 or Windows NT.

### **Software Requirements**

Existing installation of GARMIN MapSource upgraded to Version 3.04 or later.

Windows 95, Windows NT, Windows 98, and Windows 2000 are registered trademarks of Microsoft Corporation.

## Software License Agreement

THIS SOFTWARE IS OWNED BY GARMIN CORPORATION (“GARMIN”) AND IS PROTECTED UNDER COPYRIGHT LAWS AND INTERNATIONAL COPYRIGHT TREATIES. THIS SOFTWARE IS LICENSED, NOT SOLD. THIS SOFTWARE IS PROVIDED UNDER THE FOLLOWING LICENSE WHICH DEFINES WHAT YOU MAY DO WITH THE PRODUCT AND CONTAINS LIMITATIONS ON WARRANTIES AND/OR REMEDIES.

IMPORTANT: CAREFULLY READ THIS LICENSE BEFORE USING THIS PRODUCT. INSTALLING, COPYING, OR OTHERWISE USING THIS PRODUCT INDICATES YOUR ACKNOWLEDGMENT THAT YOU HAVE READ THIS LICENSE AND AGREE TO ITS TERMS. IF YOU DO NOT AGREE, RETURN THE COMPLETE PRODUCT TO GARMIN INTERNATIONAL, INC. CUSTOMER SERVICE, 1200 EAST 151st STREET, OLATHE, KS 66062 WITHIN 10 DAYS OF THE DATE YOU ACQUIRED IT FOR A FULL REFUND.

1. LICENSE: GARMIN (“we” or “us”) provides you with storage media containing computer software (the “Program”) which may also include digital cartographic data and “on-line” or electronic documentation, and printed materials together called (the “Product”) and grants you a limited non-exclusive license to use the Product in accordance with the terms of this license agreement. The copyright and all other rights to the Product shall remain with us. You must reproduce any copyright or other notice marked on the Product on all copies you make.
2. YOU MAY: a) install and use one copy of the Product on a single computer or network. This copy is to be used by only a single user at a time. If you wish to use the Product for more users, you will need an additional license for each user.  
b) make one copy of the Product for archival or backup purposes.  
c) use a copy of the Production a home or portable computer if that copy is never loaded at the same time it is loaded on your primary computer.  
d) transfer the Product to someone else only if you assign all of your rights under this License, cease all use of the Product, erase or destroy any copy (including the hard disk copy) made in support of your use of the Product, and ensure that the other person agrees to the terms of this License.
3. YOU MUST NOT: a) make copies of the Product except as expressly permitted in Section 2 of this License.  
b) translate, reverse engineer, decompile, or disassemble the Product except to the extent the foregoing restriction is expressly prohibited by applicable law.  
c) rent, lease, loan, sub-license, distribute, assign, or transfer the Product except as set out in Section 2 (d) above.  
d) modify the Product or merge all or any part of the Product with another program.

# Software License Agreement

4. TERM: This License shall continue for as long as you use the Product. However, this License will terminate automatically without notice from GARMIN if you fail to comply with any of its terms or conditions. You must agree, upon terminations, to destroy all copies of the Product. The Limitations of Warranties and Liability set out below shall continue in force even after any termination.

5. LIMITATION OF WARRANTIES AND LIABILITY: THE PRODUCT IS PROVIDED ON AN "AS IS" BASIS WITHOUT ANY WARRANTIES OR CONDITIONS, EXPRESS OR IMPLIED, INCLUDING, BUT NOT LIMITED TO, WARRANTIES OF MERCHANTABILITY, QUALITY, MERCHANTABILITY OR FITNESS FOR A PARTICULAR PURPOSE, OR THOSE ARISING BY LAW, STATUTE, USAGE OR TRADE, OR COURSE OF DEALING. THE ENTIRE RISK AS TO THE RESULTS AND PERFORMANCE OF THE PRODUCT IS ASSUMED BY YOU. NEITHER WE NOR OUR DEALERS OR SUPPLIERS SHALL HAVE ANY LIABILITY TO YOU OR ANY OTHER PERSON OR ENTITY FOR ANY INDIRECT, INCIDENTAL, SPECIAL, OR CONSEQUENTIAL DAMAGES WHATSOEVER, INCLUDING, BUT NOT LIMITED TO, LOSS OF REVENUE OR PROFIT, LOST OR DAMAGED DATA OR OTHER COMMERCIAL OR ECONOMIC LOSS, EVEN IF WE HAVE BEEN ADVISED OF THE POSSIBILITY OF SUCH DAMAGES, OR THEY ARE FORESEEABLE. WE ARE ALSO NOT RESPONSIBLE FOR CLAIMS BY A THIRD PARTY. OUR MAXIMUM AGGREGATE LIABILITY SHALL NOT EXCEED THE AMOUNT PAID BY YOU FOR THE PRODUCT. THE LIMITATIONS IN THIS SECTION SHALL APPLY WHETHER OR NOT THE ALLEGED BREACH OR DEFAULT IS A BREACH OF FUNDAMENTAL CONDITION OR TERM OF A FUNDAMENTAL BREACH. SOME STATES/COUNTRIES DO NOT ALLOW THE EXCLUSION OR LIMITATION OF LIABILITY FOR CONSEQUENTIAL OR INCIDENTAL DAMAGES, SO THE ABOVE LIMITATION MAY NOT APPLY TO YOU.

6. RESTRICTED RIGHTS: If this Product is acquired by or for the U.S. Government, then it is provided with Restricted Rights. Use, duplication, or disclosure by the U.S. Government is subject to restrictions as set forth in subparagraphs (c)(1)(ii) of The Rights in Technical Data and Computer Software clause at DFARS 252.227-7013, or subparagraphs (c)(1) and (2) of the Commercial Computer Software - Restricted Rights at 48 CFR 52.227-19, or clause 18-52-227-86 (d) of the NASA Supplement to the FAR, as applicable. The contractor/manufacturer is GARMIN International, Inc. 1200 E. 151st Street, Olathe, KS 66062, USA.

7.) EXPORT CONTROLS: You agree not to export or re-export the Product to any country in violation of the export control laws of the United States of America.

8. GENERAL: This License is the entire agreement between us, superseding any other agreement or discussions, oral or written, and may not be changed except by a signed agreement. This License shall be governed by and construed in accordance with the laws of the State of Kansas, United States of America. If any provision of this License is declared by a court of competent jurisdiction to be invalid, illegal, or unenforceable, such a provision shall be severed from the License and the other provisions shall remain in full force and effect.

# Introduction

## Features



*GARMIN Data Cards*

The USB Data Card Programmer utilizes GARMIN Data Cards. Available in five sizes:

8 MB Data Card

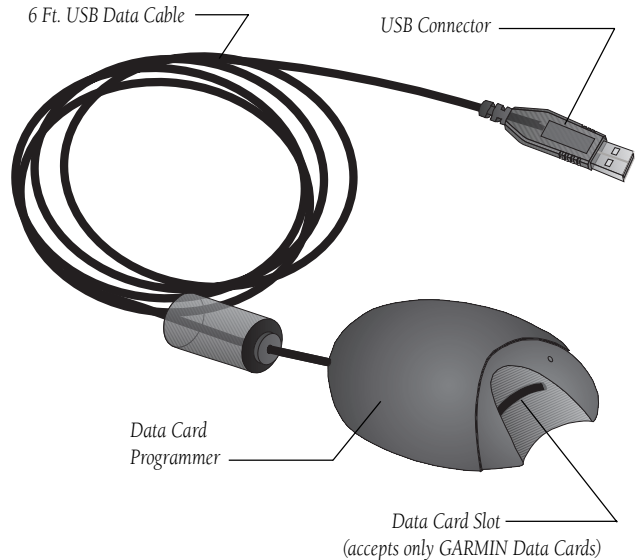
16 MB Data Card

32 MB Data Card

64 MB Data Card

128 MB Data Card

Check the GARMIN website or see your GARMIN dealer for availability of these data cards.



## Installation

### **Installation of the USB Data Card Programmer and Device Drivers**

1. Connect the USB connector on the end of the Programmer cable to the USB port on the back of the computer. Most computers have two USB Ports. Either port will work. The computer does not need to be turned off when connecting or disconnecting the Programmer.

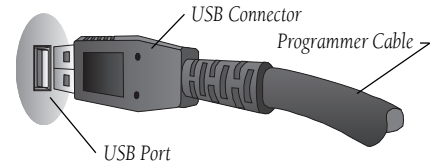


*Use care to insert the USB connector correctly. Do not force the connection as this may damage the USB port on your computer or the USB connector on the Programmer.*

After connecting the Programmer to your computer you must install the device drivers from the CD-ROM provided with the Programmer.

2. Insert the Programmer CD-ROM into your computer's CD-ROM drive.
3. The computer will recognize the Programmer as a USB device and open the Add New Hardware Wizard and search for the device drivers. Click on "Next". If, for some reason, the Wizard does not run automatically, click the Start button and select "Settings" and then "Control Panel". Double click on the "Add New Hardware" icon.
4. The next screen will ask you if you want it to search for the best driver for your device or if you want to display a list to choose from. Select "Search for the best driver for your device" and click on "Next".

### **Connecting the Programmer to Your Computer**



USB (Universal Serial Bus) Port and USB Connector

### **Installing the Device Drivers**

## Installation

### Installing the Device Drivers

### Installing the MapSource Software Upgrade

5. The next screen will display a list of locations to search for the new drivers. Select CD-ROM Device from the list and click on "Next". Make certain all other boxes remain unchecked.
6. The Wizard will search for the driver and then display a window to tell you it is ready to install. Click on "Next". You may see a "Copying Files..." screen which tells you the file cannot be found. Choose Root Directory of the CD-ROM drive if not already there, and to try copying again. Click "OK" to continue.
7. When installation is complete a window will display that shows the device name (GARMIN USB Data Card Programmer) and states the driver installation is finished. Click on "Finish".
8. A final window will appear telling you that operating software for the Card Programmer is being installed. Leave the CD-ROM in the CD-ROM drive to complete the MapSource Software Upgrade.

### To Install the MapSource Software Upgrade including USB Data Card Programmer Support :

1. Insert the Programmer CD-ROM into your computer's CD-ROM drive.
2. Click the Start button and select "Run..."
3. Then type in the drive letter of your CD-ROM drive followed by the MapSource Update file name: MSUPDATE.EXE. (For example d:\msupdate.exe)
4. Press ENTER and follow on-screen instructions.
5. Open MapSource and check the "About" box in the help file to determine that you have successfully installed Version 3.04 or later.
6. Follow instructions contained in the MapSource Addendum provided with the USB Data Card Programmer for transfer of map data to and from Data Cards using the Programmer.



### To Install a GARMIN Data Card:

1. Insert the Data Card (Label up and pin connector end first) into the card slot in the Programmer (picture to the right).
2. Be certain to install the Data Card completely into the slot to be certain pin connections have been made.
3. To remove the Data Card, pull directly away from the Programmer using the extractor handle on the Data Card.



---

*Use care not to remove the Data Card from the Programmer until data transfer has been completed to avoid possible loss of data.*

---

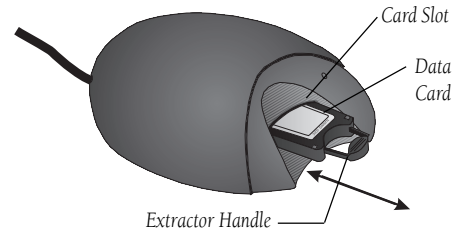
### Disconnecting the Programmer from Your Computer

After the USB Data Card Programmer has been successfully installed (hardware and software), disconnecting and reconnecting the Programmer can be performed without additional installation steps.

1. Before disconnecting the Programmer, be certain that no data transfer is in progress.
2. Unplug the USB connector from your computer. You do not need to turn the computer off before removing or inserting the USB connector.

## Installation

### Installing a Data Card in the Programmer



### Disconnecting the Programmer from Your Computer

# Trouble Shooting

## Trouble Shooting Guide

Symptom	Probable Cause	Remedy
Windows does not recognize that the Programmer has been connected to the computer.	USB Connector is not properly inserted into the USB port on the computer. USB Port on your computer is not properly configured.	Be certain the Programmer has been properly connected to your computer. Consult your computer supplier.
When preparing to transfer data, a “No compatible device available.” message appears.	System operating software is not USB compatible. Programmer is not connected to USB port. Card Programmer drivers are not installed.	Be certain the computer is operating on Windows 98 or Windows 2000 software. Reconnect the USB Connector to the computer Install drivers.
When preparing to transfer data, a “There is no data card in the Programmer.” message appears.	No Data Card has been inserted in the Programmer. The Data Card is not fully inserted into the Programmer.	Insert a Data Card into the Programmer. Push the Data Card <u>fully</u> into the slot in the Programmer. When properly inserted, the card will protrude approximately 1/2 inch from the slot.
“An unrecognized data card is in the programmer.” message appears when you attempt to transfer data.	The Data Card in the Programmer is damaged MapSource must be updated to be compatible with the card.	Insert a different card and try again. Update MapSource software from the GARMIN website.





©2000 GARMIN Corporation

GARMIN International  
1200 East 151st Street, Olathe, Kansas 66062, U.S.A

GARMIN (Europe) Ltd.  
Unit 5, The Quadrangle, Abbey Park Industrial Estate, Romsey, SO51 9AQ, U.K.

GARMIN (Asia) Corporation  
No 68, Jangshu 2<sup>nd</sup> Road, Shijr, Taipei County, Taiwan

[www.garmin.com](http://www.garmin.com)

Part Number 190-00201-00 Rev. A